

**NEW YORK INSTITUTE  
OF TECHNOLOGY**

# GETTING STARTED

---

**Your Quick Guide to Joining  
New York Institute of Technology**



# Steps to Take at Home

We look forward to welcoming you on campus. Before you travel to New York, you need to complete the following tasks.

## 1 ACCESS YOUR PERSONALIZED ADMITTED STUDENT PORTAL

[nyit.edu/welcome](https://nyit.edu/welcome)

Log in to your Admitted Student Portal for personalized details on the next steps you need to take:

- Submit your tuition deposit.
- Find out how to register for classes and orientation.
- Get information related to your program and campus.



## 2 PAY YOUR DEPOSIT

[nyit.edu/welcome](https://nyit.edu/welcome)

Your nonrefundable\* deposit will be applied toward your tuition bill. By submitting your deposit, you are letting us know of your intention to enroll at New York Tech.

### Undergraduate Students

The deposit deadlines are listed below. If you are admitted after the deadline, you must submit your deposit within two weeks of acceptance.



### DECEMBER 1

Deposit deadline for the spring semester

### MAY 1

Deposit deadline for the fall semester

### Graduate Students

Submit your deposit online within four weeks of receiving your acceptance package.

If you are in the Executive M.B.A., Occupational Therapy, Physician Assistant Studies, or Physical Therapy program, check your acceptance letter for your deposit amount and deadline.

\*If your visa is denied, you may request a refund of your tuition deposit. Proof of visa denial will be required.

## 3 APPLY FOR YOUR STUDENT VISA

[usvisas.state.gov](https://usvisas.state.gov)

Learn about the visa application process and make an appointment with the nearest United States consulate to apply for your student visa.



### TIPS

Recent changes in United States laws governing visa policy and procedures have increased the amount of time it takes to obtain a visa. Apply early for your student visa!

Bring the following documentation to your visa appointment: passport, I-20, visa application, application fee payment receipt, photo, transcripts/diplomas, standardized test scores, official admission decision letter, and any other required items.

## 4 DECIDE WHERE YOU WANT TO LIVE

[nyit.edu/housing](https://nyit.edu/housing)

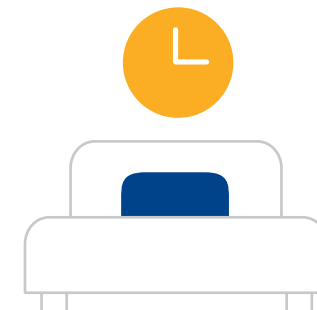
Learn more about our residence halls and off-campus housing, get a housing application, and more.

### New York Tech-Affiliated Housing

If you plan to live in a New York Tech-affiliated residence hall in New York City, complete your housing application and submit your nonrefundable deposit.

### Off-Campus Housing

If you want to live off campus, we recommend you start to search for housing before arriving in New York. Visit our website for information about off-campus housing to find out if it's a good option for you.




# Steps to Take at Home (continued)

## 5 SIGN UP FOR ORIENTATION AND SEVIS CHECK-IN

[nyit.edu/orientation](https://nyit.edu/orientation)

You must register for and attend orientation and SEVIS check-in sessions. This is where we welcome you and get your visa information, including the SEVIS number on your I-20 form. SEVIS check-in is typically held in January for the spring semester and August for the fall semester.


Orientation and SEVIS check-in may be offered in-person, online, or as a combination of both. We will keep you informed of any changes.



## 6 SEND US PROOF OF IMMUNIZATIONS

[nyit.edu/immunization](https://nyit.edu/immunization)

Refer to our website to see which immunizations are required and to submit your immunization form(s) before the start of your first semester. Based on your country of residence, this may include a Tuberculosis Testing Form as well as the required Student Immunization Form. If you are under 18, your parent/guardian must sign all forms. Forms must have an official stamp from your healthcare provider. Ask your physician to submit your immunization documents to the Office of Wellness Services. Use our immunization form or your physician can use their own version. Submit the form(s) online.



## 7 SEND US YOUR FINAL OFFICIAL DOCUMENTS

[nyit.edu/upload](https://nyit.edu/upload)


Please send your documents electronically or to the Office of Admissions, P.O. Box 8000, Old Westbury, NY 11568, USA. Official documents must be submitted prior to the start of classes. After your first semester, you can only enroll in classes once you have submitted final versions of your official test scores such as the TOEFL, IELTS, PTE, Duolingo, SAT, GRE or GMAT (if required), and official transcripts (and/or individual mark sheets) for high school and/or college-level coursework as well as proof of graduation or degree. New York Tech participates in several electronic transcripts networks, including the National Student Clearinghouse, Parchment Exchange, Scoir, and eSCRIP-SAFE, making it easier for you to send official transcripts directly before you arrive.



## 8 PLAN YOUR TRIP TO NEW YORK

[nyit.edu/welcome](https://nyit.edu/welcome)

As an international student with an I-20 and visa, you can enter the United States a maximum of 30 days before the first day of classes. The spring semester begins at the end of January and the fall semester begins in early September. Make sure you arrive in time for SEVIS check-in at New York Tech. Find out when your classes start by checking your Admitted Student Portal.



# Arriving in New York

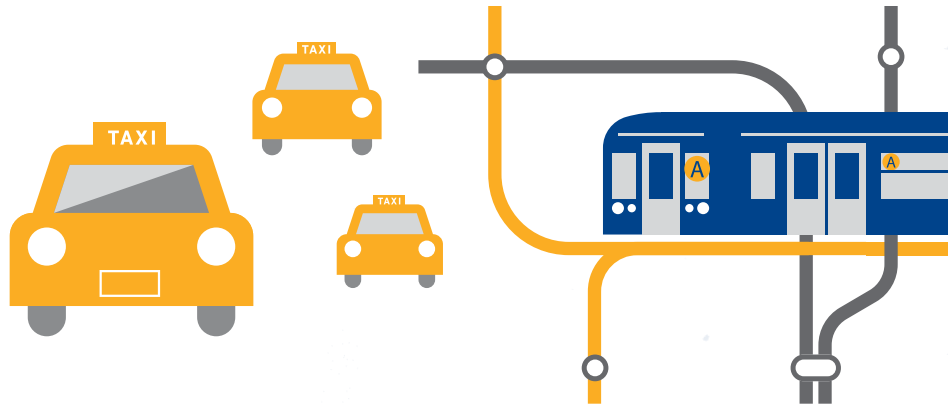
Plan to arrive before the semester starts so you can get to know your way around and feel at home before classes begin.

## KNOW WHERE YOU'RE GOING

[nyit.edu/oie](https://nyit.edu/oie)

Make sure you have the address of your residence or housing with you when you arrive in New York. U.S. Customs and Border Protection will ask you for your address. Check in to your housing before coming to campus.

The fastest (though more expensive) way to get to the New York City or Long Island campus from New York-area airports is by taxi, Uber, or Lyft. Follow the signs for taxis and rideshares at the airport. Less-expensive options include the train or subway.



## IN CASE OF AN EMERGENCY

If you are detained at a United States point of entry during regular business hours (9 a.m.–5 p.m., Monday–Friday), call our Office of International Education at 1.212.261.1514 (New York City) or 1.516.686.7585 (Long Island).

If you are in an emergency situation and our Office of International Education is not available, call Campus Security at 1.646.273.7789 (New York City) or 1.516.686.7789 (Long Island) and explain your situation.

## TIPS

Get information about New York City subways, buses, and the Long Island Railroad online at [mta.info](https://mta.info).

Many hotels in New York only accept payment by credit card. If you do not have a credit card, make sure you book a hotel that accepts cash.

# Living in New York

We want to help you feel comfortable living and studying in New York. It takes time to adjust to life in a new culture, even if you have visited the United States before.

## LONG ISLAND CAMPUS

The Long Island campus is located in a quiet setting about 53 kilometers outside of New York City. Classroom buildings are connected by wooded and tree-lined walkways.



## NEW YORK CITY CAMPUS

This campus is located in the heart of New York City, one of the world's most international cities. It is within walking distance of Lincoln Center and Central Park, easily accessible via subway and bus, and close to the city's best concert halls, theaters, museums, libraries, and restaurants.



## CHOOSING A CAMPUS

You chose a primary campus when you applied—Long Island or New York City. You can take classes and participate in activities at both campuses while you are a student. However, if you decide you want to attend a different primary campus than the one you originally selected, sign up for an orientation session at the campus where you would now like to study and speak with a staff member about changing your campus designation.



## TIPS

New York weather changes with the seasons. Pack for warm and cold temperatures.

It is normal to experience culture shock during your first semester. Be patient, keep an open mind, and give yourself time. And check out our events and resources to help you adjust.

Think of your time in New York as an adventure and stay positive.

Remember to keep a sense of humor as you adjust to life in the United States.

# Registering for Classes

## UNDERGRADUATE STUDENTS

[nyit.edu/welcome](https://nyit.edu/welcome)

You may be required to take a math placement exam or an English placement exam based on your academic program and your admission status. We will notify you via email and in your Admitted Student Portal about your requirements and how to register for classes.


Certain programs are more math-based and require students to take the math exam. Some students will be required to take an English exam based on their English proficiency. If you meet our English proficiency requirements, you must submit official test scores for TOEFL, IELTS, PTE, Duolingo, or SAT in order to be exempt from the English exam.

After you complete your exams (if required), you will need to schedule an appointment with an advisor to register for classes.

## GRADUATE STUDENTS

[nyit.edu/advisors](https://nyit.edu/advisors)

Your academic advisor will advise you on the courses you need and help you register online at [my.nyit.edu](https://my.nyit.edu). We will contact you via email with more information.



## PAYING TUITION

[nyit.edu/bursar](https://nyit.edu/bursar)

After you register for classes, you will need to pay your tuition bill and accept your scholarship, if applicable. You may want to consider enrolling in a payment plan to pay your tuition in more manageable monthly installments with a small fee. You can enroll online at [my.nyit.edu](https://my.nyit.edu).

New York Tech has partnered with Flywire to provide our international students with an easy and secure method to send international payments in your home currency via bank transfer or by using an international credit card. With Flywire, you are offered competitive foreign exchange rates, allowing you to pay in your home currency (in most cases) and save on unexpected bank fees. Payment can be made directly through [my.nyit.edu](https://my.nyit.edu).



## SET UP YOUR MY.NYIT.EDU ACCOUNT ONLINE

[my.nyit.edu](https://my.nyit.edu)

This account will be used throughout your time as a student here. This is in addition to your Admitted Student Portal.

At this webpage, you can:

- Pay your tuition bill.
- Access your email.
- Accept your scholarship (if applicable).
- View your class schedule and transcripts.





Students wait for the subway at the Columbus Circle station, just steps away from our New York City campus.

# Tips for Success

---

Studying in a new country and learning about a new culture can be one of the most rewarding and challenging experiences of your life. Congratulations on starting this journey.

---

- 1** Study and work hard from the beginning.



- 2** Ask questions and participate in class.



- 3** Talk to your professors.



- 4** Make friends, form a study group, and get involved in student activities.



- 5** Remember your goals and why you came here.



# WELCOME TO NEW YORK INSTITUTE OF TECHNOLOGY

---

Learn more about your next steps:  
[nyit.edu/welcome](https://nyit.edu/welcome)

**New York Institute of Technology**

**Office of Admissions**

1.516.686.7520

[admissions@nyit.edu](mailto:admissions@nyit.edu)

**International WhatsApp**

+1.516.329.9199

**#HeadedtoNewYorkTech**



#### STATEMENT ON NON-DISCRIMINATION

New York Institute of Technology does not discriminate in admissions, access to, operation of, treatment or employment in its programs and activities on the basis of race, color, national origin, religion, creed, ethnicity, disability, age, marital status, sex, gender, sexual orientation, gender identity, veteran status, or any other legally protected status. The following person has been designated to handle inquiries regarding this non-discrimination statement or inquiries regarding Section 504 of the Rehabilitation Act of 1973 or Title IX of the Education Act of 1972: Patricia Napolitano / Interim Equity Officer and Title IX Coordinator / New York Institute of Technology / Student Activity Center / Old Westbury, NY 11568 / 212.261.1682 / [titleix@nyit.edu](mailto:titleix@nyit.edu). For additional contacts and resources, visit [nyit.edu/titleix](https://nyit.edu/titleix).